

PEDIATRICIAN LIFE AND CAREER EXPERIENCE STUDY

MESSAGE FROM DR KRAFT, AAP PRESIDENT



Dear PLACES Participants,

It has been my great honor as AAP President to meet so many early and mid-career pediatricians like you. Your talents as clinicians and commitment to children are inspiring. *The future of pediatrics is in excellent hands!*

Thank you so much for the information you have been sharing through participation in PLACES. The lessons are invaluable in guiding the AAP Board's strategic thinking and plans for the future.

As early and mid-career pediatricians you are very busy juggling career responsibilities and home priorities. You have told us that administrative tasks are top on the list to address physician burnout and enhance wellness. In the Fall 2018 PLACES survey we are asking you to help us better understand administrative tasks you are facing. The information you provide will go directly into our discussions about how we can best support pediatricians.

I am also excited to tell you that we will be recruiting a 3rd cohort into PLACES – bringing into the project recent residency graduates so we continue to hear from those just starting their career.

Thank you for making PLACES a success. I look forward to hearing what we learn from you – it will make a difference!

Colleen A. Kraft, MD, MBA, FAAP



A program of the American Academy of Pediatrics

In this issue...

- Message from Dr. Kraft, AAP President
- About PLACES
- Topics PLACES Pediatricians Want on the Next Survey
- Current Data on Work-Life Balance
- New Cohort and Value of Your Continued Participation
- PLACES Data Presented at Conferences

ABOUT PLACES

PLACES is a longitudinal study launched in 2012 to track the experiences and opinions of 1,800 early to mid-career pediatricians over time:

- There are 2 important cohorts
 - 2009-2011 Residency Graduates Cohort, n=901
Most graduated residency in 2009-2011
 - 2002-2004 Residency Graduates Cohort, n=899
Most graduated residency in 2002-2004
- A new, 3rd cohort will be recruited in 2019 to bring in 2016-2018 Residency Graduates
- Strengths of PLACES
 - ✓ Longitudinal design
 - ✓ Inclusion of both AAP members and non-members
 - ✓ Range of content (work, satisfaction, personal dimension)
 - ✓ **YOU** and other pediatricians who complete the PLACES surveys each year!

American Academy of Pediatrics

DEDICATED TO THE HEALTH OF ALL CHILDREN®



TOPICS IMPORTANT TO PLACES PEDIATRICIANS

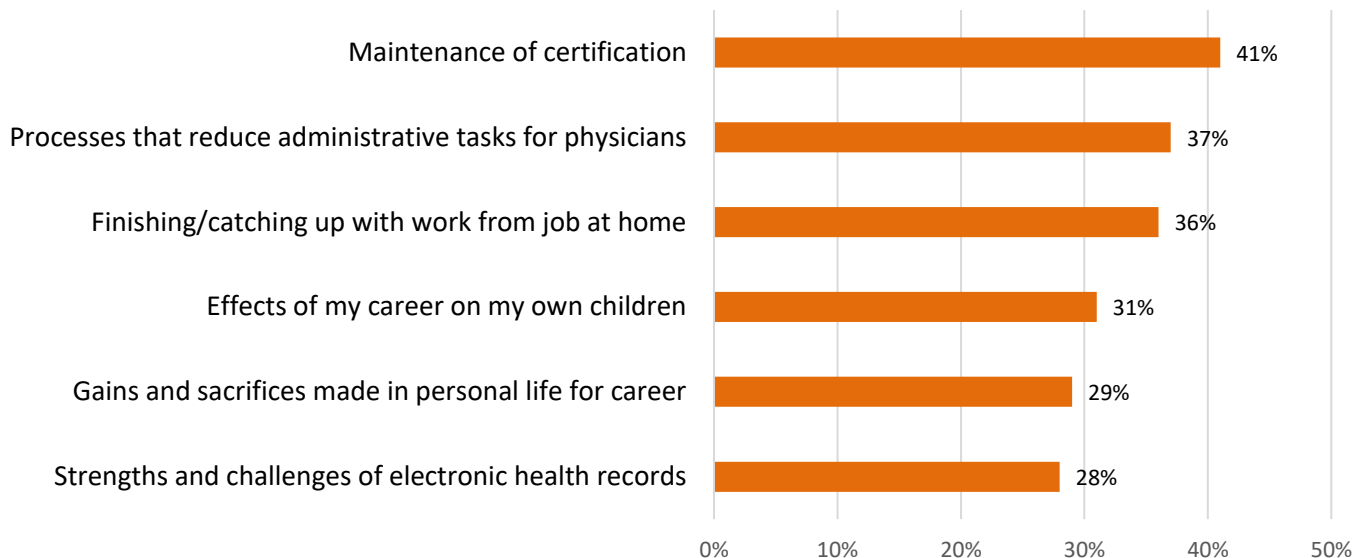
NOVEMBER/2018

WHAT DO PLACES PARTICIPANTS WANT ON THE NEXT SURVEY?

82% of PLACES pediatricians completed the 2018 spring survey

We want to make sure we include topics relevant to pediatricians on our surveys so we asked PLACES participants to tell us the topics that are a high priority (Figure 1)

Figure 1. Frequency that PLACES pediatricians endorsed topic as being a high priority to ask on future surveys (Participants selected up to 3 topics), n=1,123



Source: PLACES Annual Survey, 2018 (Preliminary data)

hold here

The most commonly selected theme was maintenance of certification (MOC), closely followed by administrative tasks. The Academy is listening to your identification of MOC as an important topic, and questions will be asked of AAP members of all ages on a Periodic Survey to be conducted this winter.

Thus, in the PLACES fall survey, we are asking you about the next two themes that are likely interrelated issues – reducing administrative tasks and catching up with work at home.

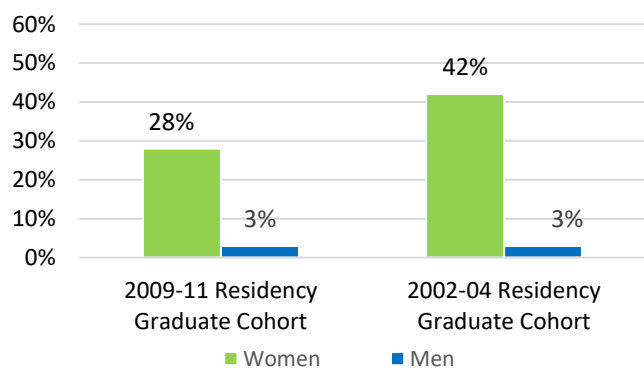
Please share your thoughts and experiences on administrative tasks by completing the fall survey!

We will summarize the results in a future newsletter so you can see how other PLACES pediatricians responded.

What we learned from you in 2017

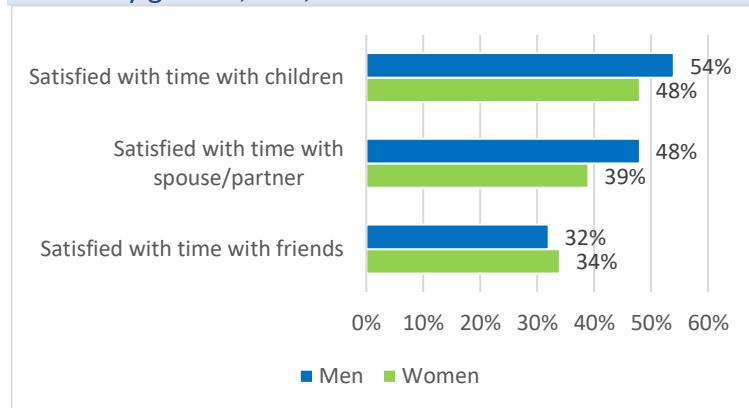
- PLACES pediatricians are working in a variety of positions:
 - 46% are generalists, 37% subspecialists, 10% hospitalists, 4% non-clinical, 2% not working, and 1% fellowship trainees
- One-third of women and few men (3%) work part-time (Figure 1):
 - More women in the 2002-04 Cohort (42%) than the 2009-11 Cohort (28%) work part-time
- Six in 10 pediatricians work at home more than once a week to catch up on work demands (such as email or patient charting)
 - Women and men in both cohorts are equally likely to catch up on work at home
- Fifty-seven percent of women and 44% of men feel stressed juggling their personal and professional responsibilities
- Seven in 10 pediatricians agree their colleagues support their efforts to balance personal and professional responsibilities

Figure 1. Percent of PLACES pediatricians working part-time by gender and cohort; n=1,412



Source: AAP Annual Survey 6 (2017)

Figure 2. Percent of PLACES pediatricians who are satisfied with their time with their children, spouse, and friends by gender; n=1,475



Source: AAP Annual Survey 6 (2017)

Work-life balance

- Nine in 10 PLACES pediatricians are married/partnered, including 88% of women and 93% of men
 - 81% of women's and 36% of men's partners work full-time
 - 29% have partners who are physicians
- Most have children (85%), including 84% of women and 88% of men
 - More pediatricians in the 2002-04 Cohort have children than the 2009-11 Cohort (90% vs 81%)
- Half are satisfied with time they have to spend with their children, including 54% of men and 48% of women (Figure 2)
 - Pediatricians in the 2002-04 Cohort are more satisfied than those in the 2009-11 Cohort with time with their children (53% vs 45%)
- Half of men and 39% of women are satisfied with time with their spouse/partner
- One-third are satisfied with the amount of time they have to spend with their friends

Thanks to you, PLACES has been successful in systematically ensuring the voices of younger pediatricians are heard at the AAP!

- Recruitment for a new cohort (2016-2018 Residency Graduates) will begin in 2019.

Will you continue to survey me?

Yes! We plan to continue to survey you, so we can compare responses from the new cohort with your cohorts.

How long will you survey me?

When we began PLACES our initial plan was to survey you for at least 5 years. Based on your enthusiastic participation and the valuable information we gain, we plan to continue to track your PLACES cohort for at least another 5 years.

What are some examples of advice that current participants offered the new cohort?

- *"Your colleagues are a big part of job satisfaction. You learn from them, get help from them, hopefully get support from them. Consider that when making career choices."*
- *"When with your patients- Be present for your patients & family and keep learning. Be curious- Stay a forever student- keep asking questions and keep up to date on standard of care. "*
- *"It is OK to say "no" and to place boundaries in both your professional and personal life... just remember it's WORK to keep that balance. Good Luck!"*
- *"Your job path can continue to change over time. Follow what you love."*
- *"You picked a great and honorable career choice."*

A Special Thanks to the PLACES Project Advisory Committee: Bobbi Byrne, MD, FAAP; Gary Freed, MD, MPH, FAAP; Shesha Kalyan Katakam, MD, MPH, FAAP; Laurel Leslie, MD, MPH, FAAP; Ashley Miller, MD, FAAP; Amy Starmer, MD, MPH, FAAP

PLACES DATA – PRESENTED AT CONFERENCES

For more PLACES results:

PLACES data were presented at the Pediatric Academic Societies Meeting in April 2018

- [Factors Influencing Career Longevity in Pediatric Hospital Medicine](#)
- [Personal and Work Experiences of US Pediatric Hospital-based Subspecialists, Outpatient-based Subspecialists and Generalists](#)
- [Pediatricians Working in Academic Faculty Positions](#)

Other specialties are also interested in PLACES data

- Your data have been presented to the Council of Medical Specialty Societies, American Association of Medical Society Executives, and American Board of Medical Specialties

See PLACES abstracts and publications at:

www2.aap.org/research/places.htm



AAP PLACES Project Advisory Committee and researchers at the 2018 PLACES meeting