

# Accessing and Completing Pediatrics in Review Quizzes

- [Accessing & Completing Quizzes](#)
- [Claiming Quiz Credits](#)

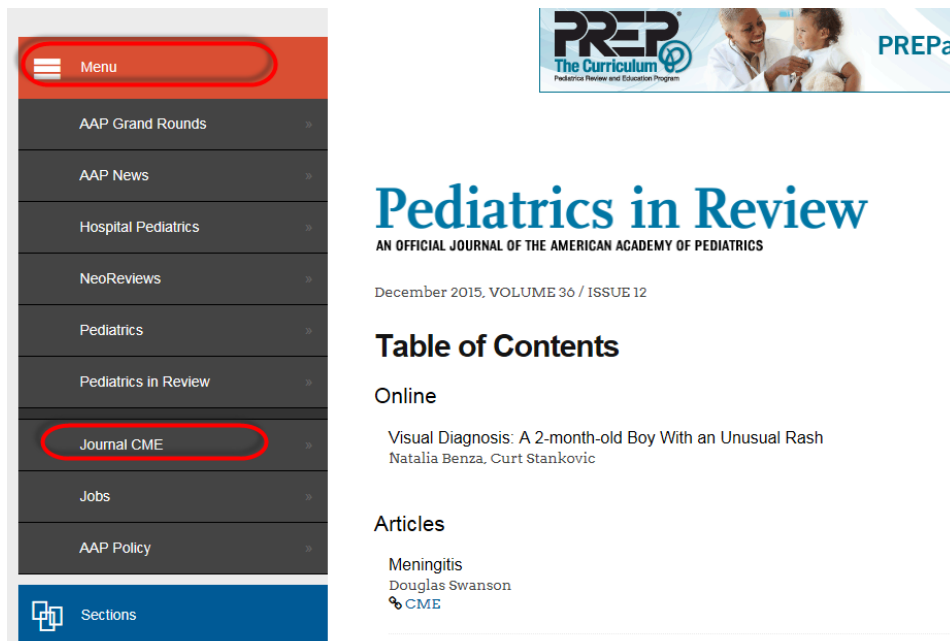
## Accessing & Completing Quizzes

[\[Back to top\]](#)

1. Log in to the [Pediatrics in Review](#) home page

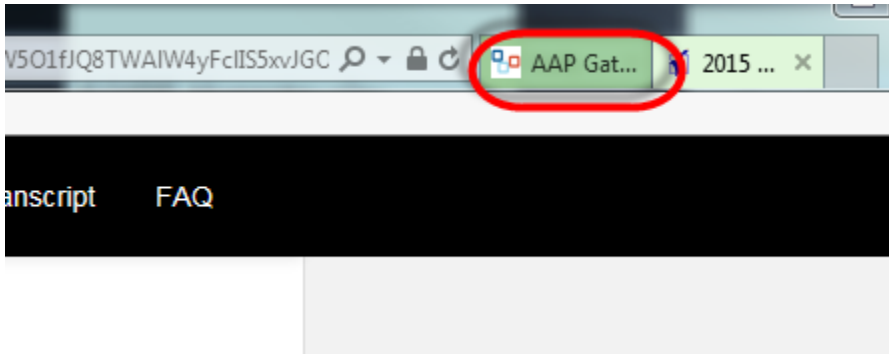


2. Click on the menu button and select Journal CME



3. Click on the “**Pediatrics in Review Quizzes**” link and select your quiz. **(Please note a subscription to the quiz year is required for credit.)**
4. Review the Disclosure Statement then click “**continue**” towards the bottom of the page
5. Click on the “**continue**” link to immediately view and answer the questions

6. Once complete you can access the quiz list page by either closing the quiz page tab or selecting the AAP Gateway tab on your browser.




## Claiming Quiz Credits

[\[Back to top\]](#)

Once you have completed all of the quiz questions, you will click next and there will be a Credit Category Box where the maximum of 1 credit can be submitted.


### Credit Selection

Select your credit from one of the option(s) listed below.

 **Physician: AMA PRA Category 1 Credit™ Certificate of Credit** View Details

Accredited Provider	Accrediting Body	Certification	Type	Unit
American Academy of Pediatrics	ACCME	AMA PRA Category 1	CME	Credit

→ Select the number of credit(s) you are claiming:

 **Non-Physician: Certificate of Participation** View Details

If these steps were used to correct an issue but the issue persists, please contact the Customer Service Center at 800.433.9016 or email us at [csc@aap.org](mailto:csc@aap.org) for further assistance